
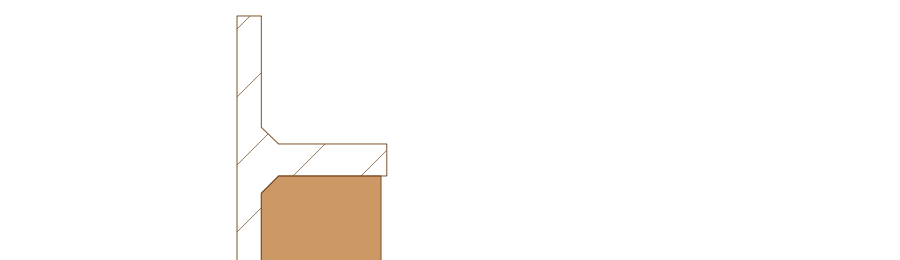
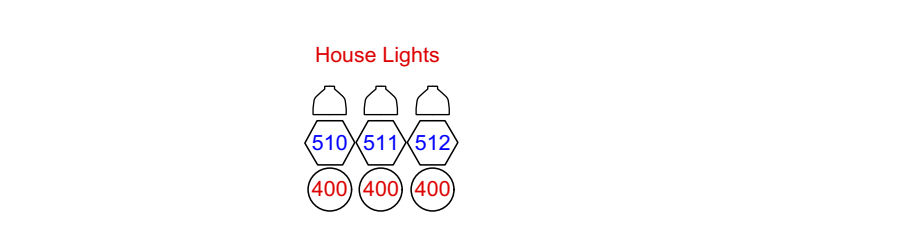
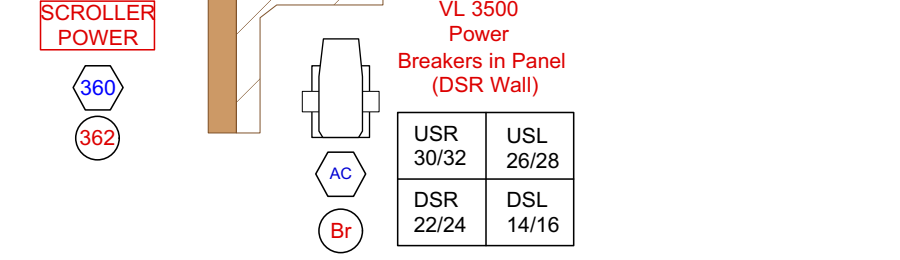
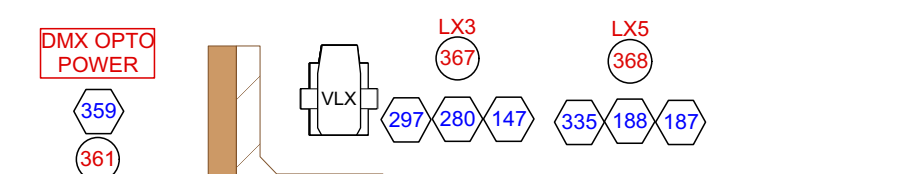
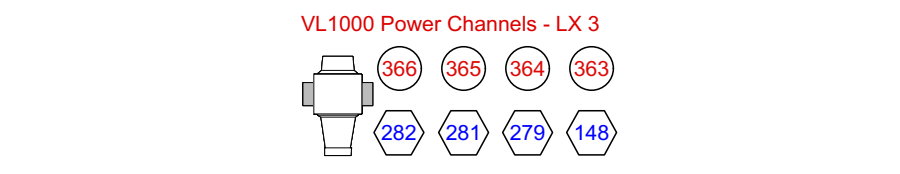
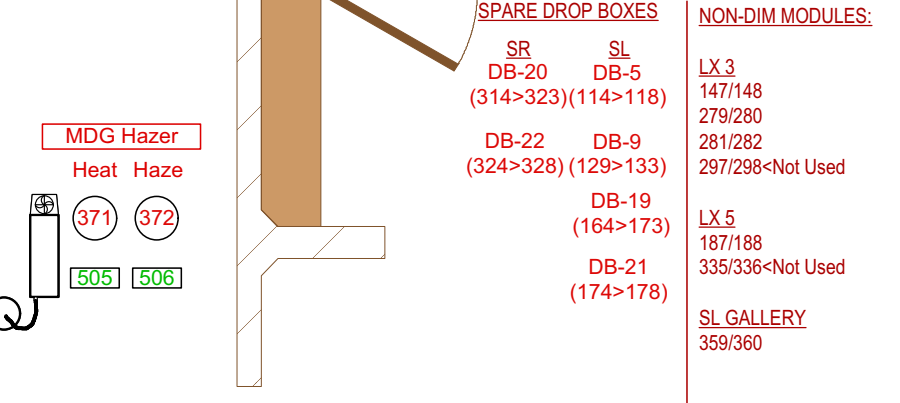
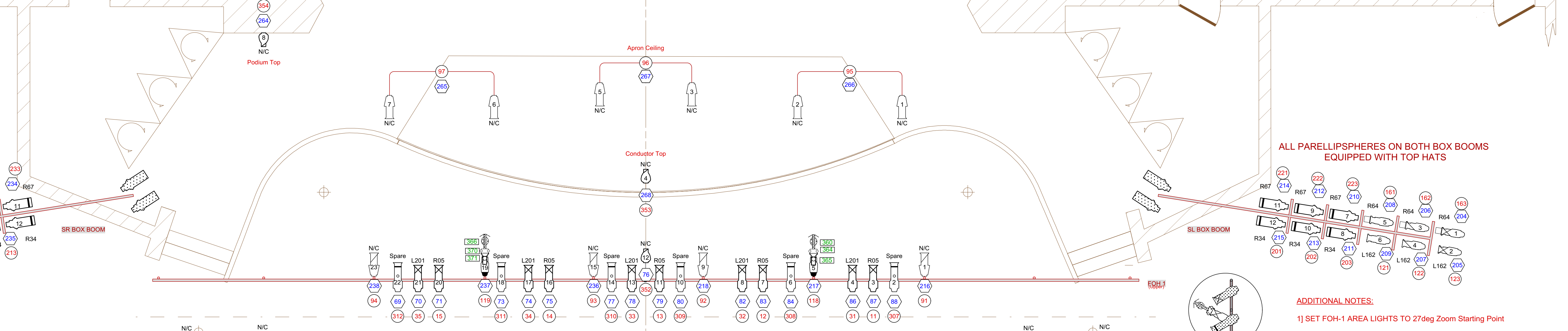


#6 ELECTRIC (CYC STRIPS) = 27"3"	38'9"	51
	37'4"	50
RP CYCLORAMA	32'0"	49
BLACK DROP	34'4"	48
BLACK SCRIM	33'0"	47
	32'4"	46
#5 LEGS	31'8"	44
#5 BORDER = 19'0"	31'0"	43
	30'4"	42
	29'8"	41
PLUG STRIP	29'0"	40
#5 ELECTRIC = 24'8"	28'4"	39
	27'10"	38
	26'11"	37
	26'4"	36
	25'8"	35
	25'0"	34
	24'4"	33
	23'9"	32
MID STAGE BLACK TRAVELLER (#4 LEGS)	23'2"	31
#4 BORDER = 19'0"	22'4"	30
	21'8"	29
	21'0"	28
PLUG STRIP	19'8"	27
#4 ELECTRIC = 25'1"	19'0"	26
	18'4"	25
	17'8"	24
	17'0"	23
#3 LEGS	16'4"	22
#3 BORDER = 20"	15'8"	21
	15'0"	20
#3 ELECTRIC = 27'3"	14'4"	19
	13'8"	18
	13'0"	17
#2 ELECTRIC (12"x12" Truss) = 25'1"	12'4"	16
#2 ELECTRIC (12"x12" Truss) = 25'1"	11'0"	15
	10'4"	14
	9'8"	13
MOVIE SCREEN	9'4"	12A
LEGS HEMP	9'0"	12
#2 LEGS	8'4"	11
#2 BORDER = 19'0"	7'8"	10
	7'0"	9
	6'2"	8
	5'8"	7
PLUG STRIP	5'0"	6
#1 ELECTRIC = 24'7"	4'4"	5
	2'9"	4
#1 LEGS (HEMPSET)	2'4"	3A
#1 BORDER = 19"	1'11"	3
MAIN CURTAIN	1'2"	2
FIRE CURTAIN	0'4"	1



ON-STAGE ELECTRICS TRIMS MEASURED TO BOTTOM OF SYSTEM PIPE AT CENTRE.



ALL PARELLIPHERS ON BOTH BOX BOOMS EQUIPPED WITH TOP HATS

- ADDITIONAL NOTES:**
- 1) SET FOH-1 AREA LIGHTS TO 27deg Zoom Starting Point
  - 2) SET FOH-2 AREA LIGHTS TO 18deg Zoom Starting Point
  - 3) FOLLOW SPOT COLOUR: FRAME - 0: 1/4 MINUS GREEN  
FRAME - 2: R-367  
FRAME - 3: R-51  
FRAME - 4: R-132
  - 4) APOLLO SCROLLS ARE ROLL 'F'
  - 5) WYBRON FORERUNNER SCROLLS ARE ROLL 'B'
  - 6) FROST: FOH FRONTS = R119  
HI FRONTS = R119  
LX2 FRONTS = R119  
LADDERS = R132  
HI-SIDES = R119  
TOPS: APOLLO = R119; COOLS = H.S.+R119  
BOX BOOMS = R132  
CYC TOP AND BOTTOM = R104 VERTICAL SPREAD
  - 7) APOLLO SCROLLER SETTINGS  
GEL SPEED 905  
FAN SPEED 992
  - 8) ALL OVERHEAD SPARE SOURCE FOURS TO HAVE KNURL-KNOBS ON ACCESSORY SLOTS
  - 9) SOURCE 4 TOPS TO HAVE NEW-STYLE LENS TUBES

LEGEND		
AREA 4	FUNCTION	
COLOUR	6.25" Top Hat	6
Gobo	Apollo @ 22w	18
IRIS	Wybron Forerunner	2
Unit Number	Wybron @ 36w	12
U Dimmer	Apollo Auto Ints	2
CHANNEL	Address Universal2	2
Address Universal2	Address Universal3	2
Address Universal3	I-Cue Mirror	2
ETC Source-4 19' @ 575w		4
ETC Source-4 19' @ 750W		2
ETC Source-4 26' @ 575w		55
ETC Source-4 36' @ 575w		74
ETC Source-4 50' @ 575w		6
ETC Source-4 10' @ 575w		24
Colortran Zoom 15'-35'		2
Colortran Zoom 15'-35' w/iris		12
Colortran 12"		4
Colortran 20" @ 1kw		26
Colortran 20" w/iris @ 1kw		8
Colortran 30" @ 1kw		16
Parelliphsphere Zoom ERS @ 1kw		16
Strand Century 2209 @ 1kw		16
Strand Century 2212 @ 1kw		4
Strand Century Patl 23 20" @ 500w		7
Patl 223 8" Strand Century Fresnel @ 1kw		2
VL-1000 Arc ERS @ 575w		4
Vanille VL 3500 Spot @ 1.2kw		4
Van-ile VLX Wash @ 7x120		1
Pari HMV 1200/20 @ 1.2kw		3
Selecon Aurora Groundrow @ 1kw		11
Strand Iris @ 1kw		10
MDG Hazer @ 715w		1

EHT LIGHT PLOT  
HOUSE REP  
MAY 2016